

Maritime Ambassador Network

Onboarding/Welcome session

24 November 2022



Education and Employers

Our Vision

“To provide young people with the inspiration, motivation, knowledge, skills and opportunities they need to help them achieve their potential”

Education
and
Employers
Research



inspiring
the
future



primary
futures



inspiring
governance

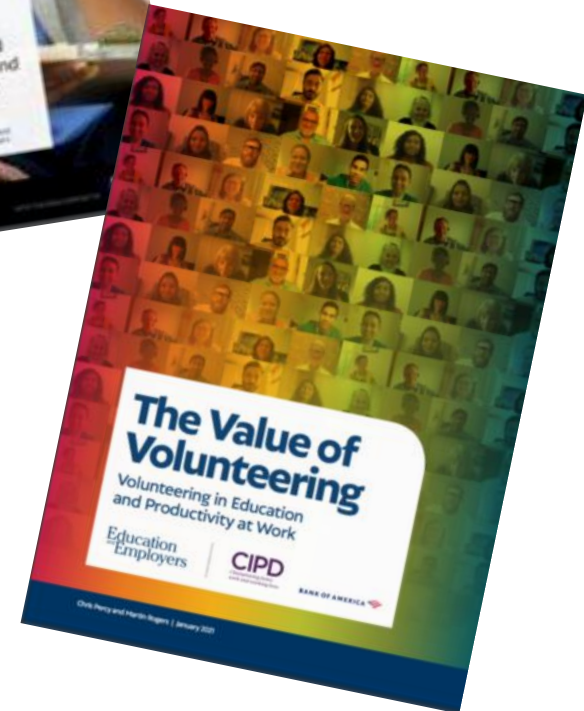
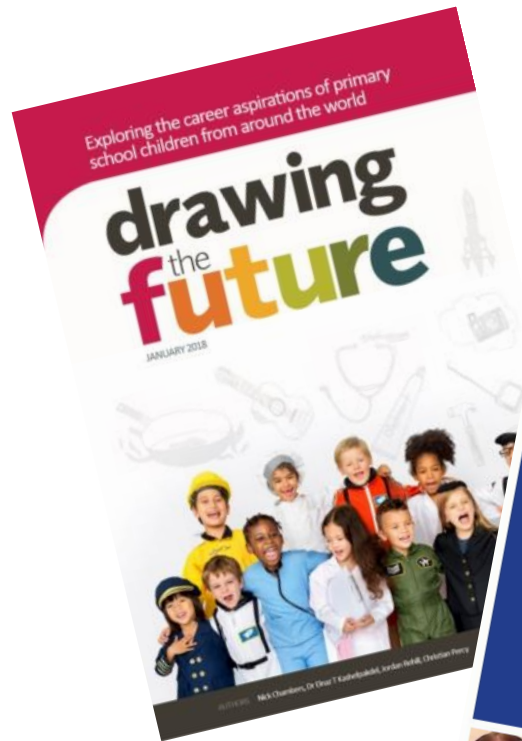


inspiring
the
future



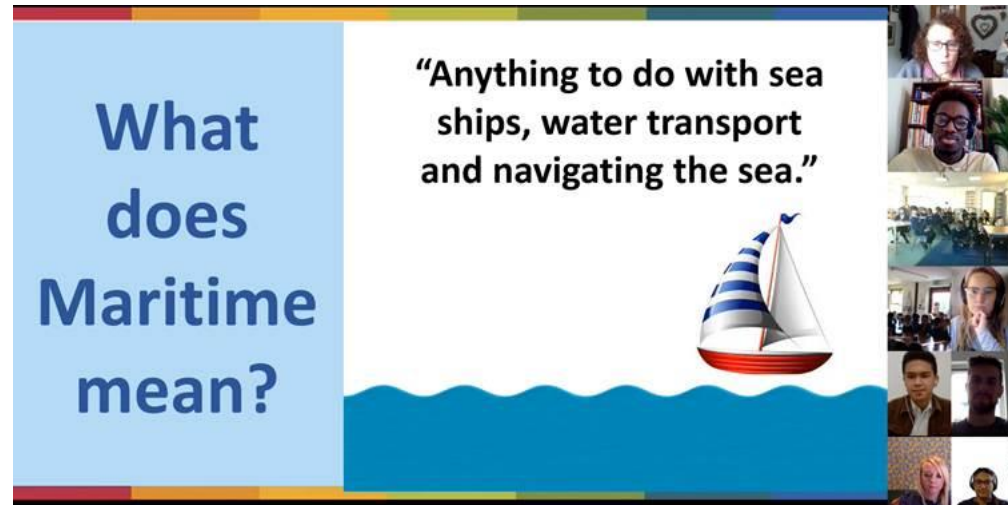
How do we inspire our
future generation?

Key pieces of our research



Maritime Ambassador Achievements

- **262 Volunteers signed up**
 - *216 for Inspiring the Future*
 - *11 for Inspiring Governance*
 - *35 for both*
- **Received 1,464 invites**
- **335 accepted invitations** for ITF activities and talks to become governors
- **Engaged 79,831 + young people** in Maritime careers



Volunteering Activities



Primary Schools

- 'What's my Line?'
- Classroom chats
- Virtual 'What's my Line?'



Secondary/College

- Careers Chat
- Speed Networking

- Flexible commitment from an hour a year – use our online system
- In-person or virtual activities – virtual though can support schools anywhere

Example props and visuals



A volunteer brings a toy car to showcase his job for Aston Martin



Showing a photograph is a great way to illustrate and engage



Bring along tools that you use in your work that the young people can safely play with



A laptop/tablet showing images, videos, current projects is a helpful way to stimulate conversation

- Maps
- Photos of sites/projects you've been involved with
- Equipment you use
- PPE you wear
- Transport/
• construction toys
- Symbols – i.e. coin for quantity surveyor
- Photos of your younger self /educational/career journey
- Logo of your company

Feedback

“The people explained their jobs really well and it was really fun. I enjoyed getting to ask the people questions. I liked when the people told us about their jobs because I didn't know about them before.”

“I enjoyed learning about the jobs at sea because it was so new. It was fun that we could play a game with the people and guess their jobs.”

“I enjoyed meeting different people, and they were from around the world. I enjoyed competing with the other school! I loved playing the game, I think we were really good at it. I liked when we were able to ask the people our own questions.”

Shirenewton Primary School, Wales

Feedback

“Everything went just fine. Kim was the organiser so when I logged in I met another teacher Grace, she was lovely.

I had 3 classrooms of year 6 and they were awesome asking lots of interesting questions and they thought my job was really cool.

As I work off-shore, they were also amazed that I was up at 04:30 my time doing this so that it could fit their classroom schedule”.

*Offshore Maritime Operations Professional
Maritime Ambassador | Inspiring the Future volunteer*

Your next steps to volunteer

Sign-up

Invite

Prepare

Deliver

inspiring
the
future

The Maritime jobs you will learn about today!

Seafarer
Men and women who are like Santa Claus; they travel the seas to deliver your toys and other stuff from across the world

Boat Builder
Men and women who design and build boats. Boats are a lot smaller than ships!

Naval Architect
Men and women who design and build ships that a Seafarer might travel on to deliver toys

Project Engineer
Men and women who make ways to solve problems at sea



[Register here](#)

Support Available

Education
and
Employers

inspiring
the
future



Home Manage Opportunities Search for Opportunities Chat Update Profile

Mitus Castillo

Connecting schools and colleges with volunteers from the world of work

You're logged into Inspiring the Future.

From here, you can browse for upcoming activities and express interest (search opportunities), manage your invitations (manage opportunities) chat to teacher coordinating the activities (chat), update your profile and access our guides which help you prepare for your sessions (information guides and training hub).

Inspiring the Future is self-service but if you're stuck or have any questions please contact enquiries@inspiringthefuture.org and a member of our team will be happy to help you.

Manage Opportunities



Search for Opportunities



Chat Messages



Update Profile



Information Guides



Training Hub



Volunteer Handbook



Contact for Support



Recent Messages




Abigail Allison
Observation for Perfect pitch

21-Nov-2022

Take a tour

Learn how to navigate around to get the most out of your volunteering with us.



Support Available

inspiring
the
future

Your guide to in-person activities

Learn about how in-person activities work and what you can do to get involved as a volunteer.

What's an In-person activity?

In-person activities allow volunteers to visit schools directly and engage with children and young people face-to-face. It's a fantastic way to build connections with your local community.

These mostly take place during the school day, 9.00am to 3.30pm. Depending on the type of activity, it may take place in an assembly hall or classroom and could involve small groups or multiple classes.

In-person activities will typically last around 1 hour, with additional time for a brief before and de-brief after the session.



Getting involved

In-person activities are the core of what we do and so the default for all volunteers is that you can be invited to in-person sessions.

When a teacher organises an in-person session, they will invite volunteers using the map function as this will only show them the profiles of volunteers in their local area. The map uses the postcodes you added when you set up your profile.

You can also express interest in in-person activities. Watch this [short video](#) on how to express interest and remember that you can move around the map to search in areas convenient to you.

How do I prepare for an In-person activity?

Use our 'In-person activities checklist' to make sure you've covered all you'll need to be ready for your in-person activity.

Going into school

Practicalities

- In your communication before the activity, the teacher will share practical information with you about coming to school which will usually include expected arrival time and parking or entry arrangements.
- If you have any access needs for attending in-person, discuss these with the teacher in advance of your activity.
- Ensure you give yourself lots of travel time, especially if you haven't been to the school before.

inspiring
the
future

In-person activity checklist

You're going to an in-person activity, so you'll be travelling to school to join an interactive activity and share your career story to inspire young people. Read through the checklist below to make sure you're ready ahead of your activity.

For the activity

✓ Communicate with the teacher coordinating the activity.

Make sure you know what is expected of you including the session's format and aims. You can use the chat function on the portal, or they may also ask to contact you by email or phone.

✓ Prepare following the brief from the teacher.

Each activity will be different but most focus on talking about yourself and your career journey, so preparation is usually minimal. Depending on the instructions from the teacher, you may also need to prepare a short presentation or bring along a prop.

✓ Use the guide for your type of activity.

Under the information guides on the portal, you'll find a guide for each type of activity, including what to expect and advice on how to prepare.

✓ Make sure your content is adapted to your audience.

Once you've asked teacher the age range of the children or young people, you can adapt your language and content to be age appropriate. [Watch this webinar](#) or use the resources on the portal for more on communicating with young people.

✓ Send your presentation or materials over in advance.

This allows teachers to double-check content and avoid technical issues on the day.

For the day

✓ Arrange the time off work to attend.

You can remind your colleagues you'll be out of office and add the event to your calendar. Don't forget to add in travelling time!

✓ Plan your journey to the school.

Make sure you know how long it will take and the best travel route to get there. We recommend adding a few extra minutes to allow for signing in and being accompanied from reception.

✓ Brush up on our safeguarding policy.

You'll find more on safeguarding and our volunteer code of conduct in [your volunteer handbook](#).

✓ Note the contact information for the teacher and school.

This is important to have in case you need to reach them on the day of the activity.

Good luck and a big thank you from Inspiring the Future!

Volunteering Activities

inspiring governance

What's the approximate time commitment?...

- 5-8 hours a month
- Usually, a 2+ hour meeting every half-term (6 in a year). These are usually in the early evening.
- Preparatory reading of board papers for these
- Possibly a visioning day/ governor walk day during the year

Then...depending on your confidence/ capacity...

- Recruitment
- Exclusion panels
- Headteacher performance review
- Vice Chair/ Chair/ Safeguarding/ committees/ etc.





Thank you for joining our growing
community of teachers, schools and
volunteers



Follow us on Twitter [@InspiringTF](https://twitter.com/InspiringTF)
Contact us: enquires@inspiringthefuture.org

